RE 18323-12/10.13
Replaces: RE 18323-12/03.11

Solenoid operated valves pilot operated poppet type 2-way normally open

Common cavity, Size 10

VEI-8A-10-NA OD.15 - X - 36 - Y - S0

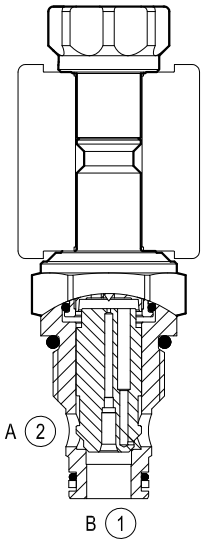

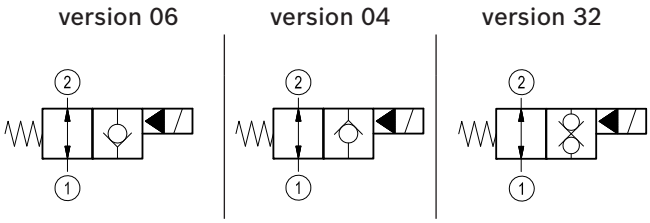

General

Weight	kg (lbs)	0.16 (0.35)
Installation orientation		Optional
Ambient temperature range	°C (°F)	-30 to 60 (-22 to 140)

Hydraulic

Max. operating pressure	bar (psi)	350 (5000)
Max. proof pressure	bar (psi)	420 (6000)
Flow range	l/min. (gpm)	2-70 (0.5-18)
Fatigue cycle life	cycles	1 million cycles at 350 bar
Max. internal leakage	drops/min.	20
Fluid temperature range	°C (°F)	-20 to 80 (-4 to 176)
Fluids		Mineral-based or synthetics with lubricating properties at viscosities of 20 to 380 mm^2/s (cSt)
Installation torque	Nm (ft-lbs)	44-56 (33-42)
Filtration		Nominal value max. 10µm (NAS 8) ISO 4406 19/17/14
MTTFd		150 years see RE 18350-51
Cavity		CA-10A-2N see RE 18325-70
Seal kit - version 1	code material no.	RG10A2010520100 R901111363
Seal kit - version 2-3	code material no.	RG10A2010530100 R901111366
Seal kit coil	code material no.	RG12A1PNBR7010 R934003958
Other technical data		See data sheet RE 18350-50

Electrical

Type of voltage		DC voltage
Coil type		S8-356 see RE 18325-90
Supply voltage		See data sheet RE 18325-90
Nominal voltage		± 10%
Power consumption	W	20
Duty cycle coil	%	See performance graphs
Type of protection		See data sheet RE 18325-90

Note: Coils must be ordered separately.

Dimensions

Version 1: Solenoid operated valve, poppet 2-way normally open

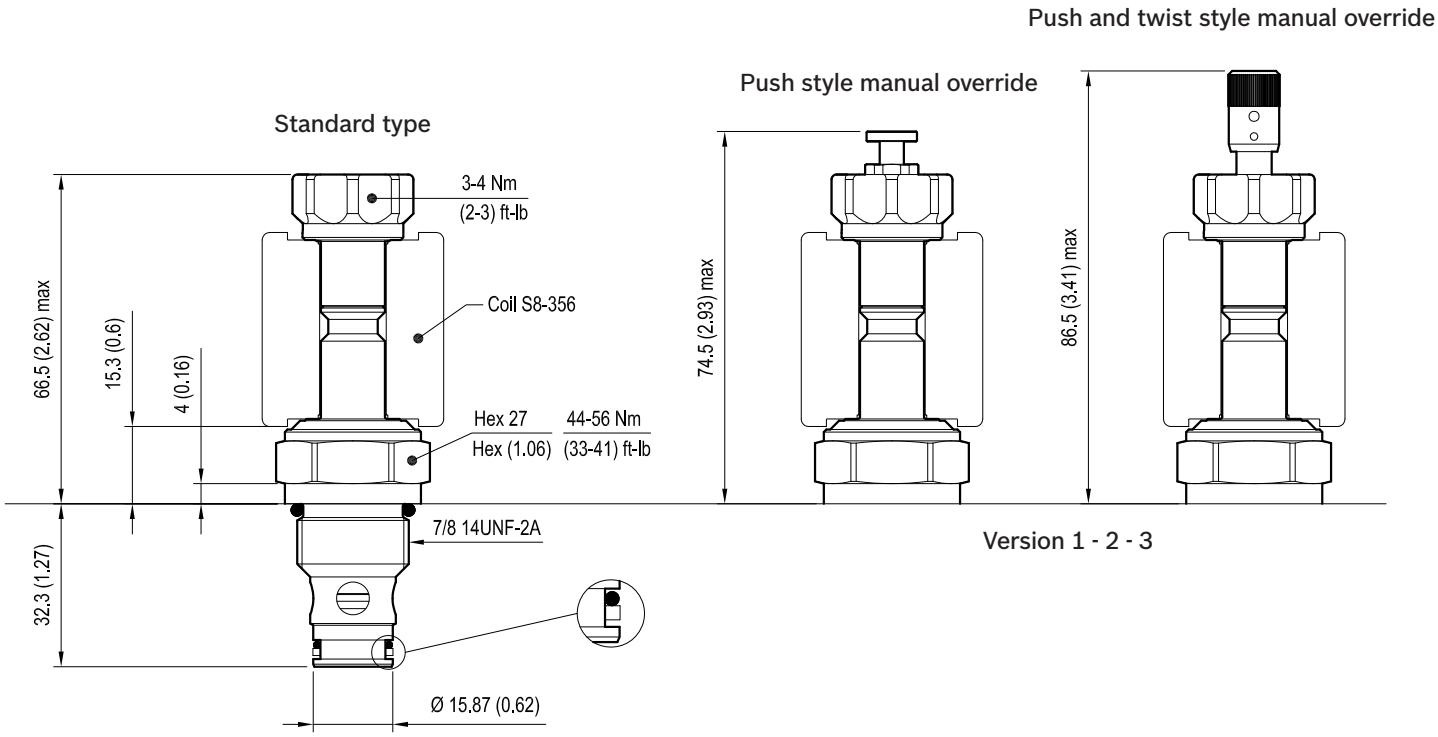

Version 2: Solenoid operated valve, poppet 2-way normally open
Version 3: Solenoid operated valve, poppet 2-way double lock normally open

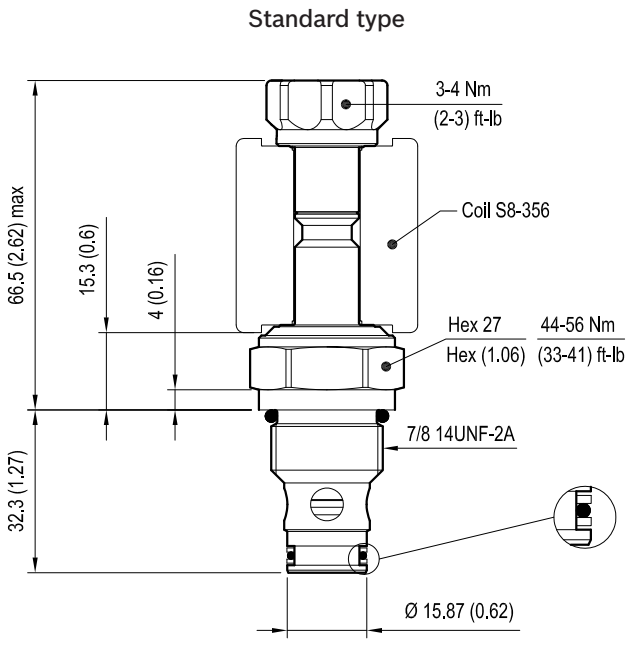

mm (Inches)

Performance graphs

Version 06 - Version 04

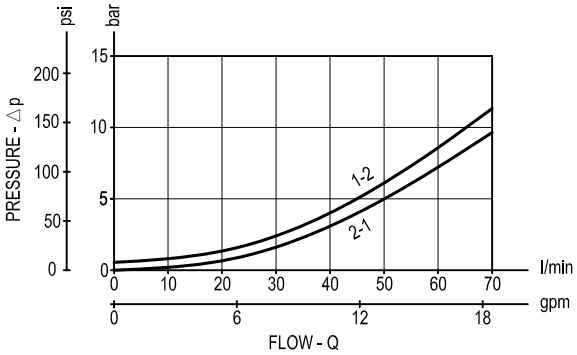

Standard

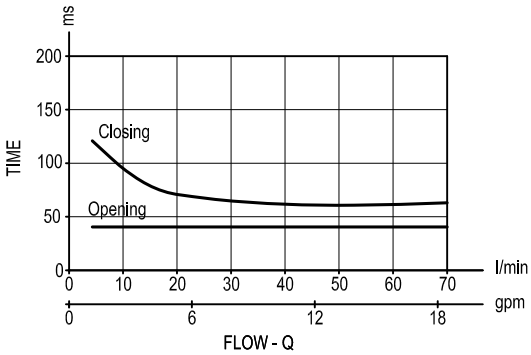

Version 32

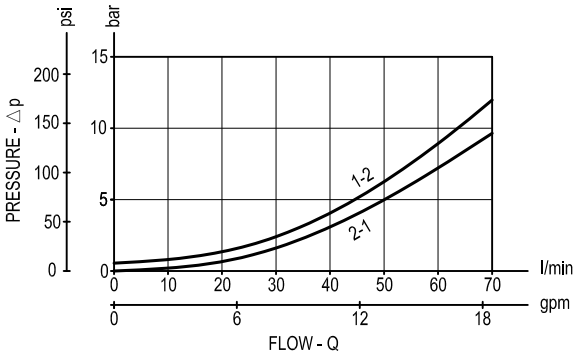

Standard

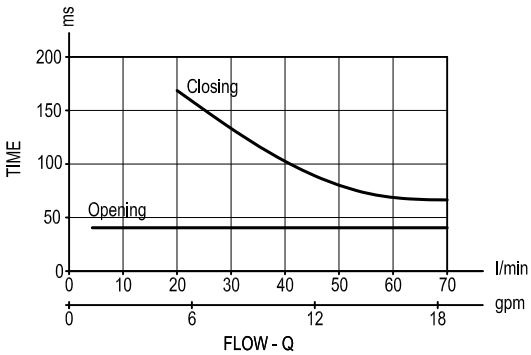

Ordering code

OD.15	*	36	*	S0

Solenoid operated valves poppet type 2-way normally open

Tube not welded

bidirectional type

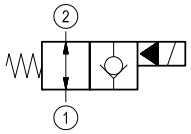

= 06

bidirectional type

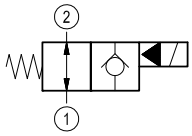

= 04

bidirectional type

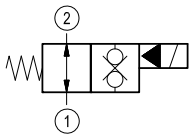

= 32

Common cavity: CA-10A-2N

standard type

1A = 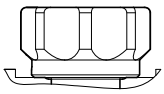

Push style manual override

1B = 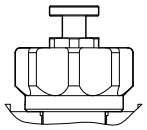

Push and twist style manual override

1C = 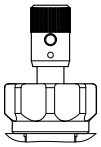

Type	Material number
OD1504361AS000	R901091124
OD1504361BS000	R901091125
OD1504361CS000	R901091126
OD1506361AS000	R901080489
OD1506361BS000	R901091136
OD1506361CS000	R901091137
OD1532361AS000	R901091175
OD1532361BS000	R901091176
OD1532361CS000	R901091178

Type	Material number

Bosch Rexroth Oil Control S.p.A.
Via Leonardo da Vinci 5
P.O. Box no. 5
41015 Nonantola – Modena, Italy
Tel. +39 059 887 611
Fax +39 059 547 848
cartridges@oilcontrol.com
www.boschrexroth.com

© This document, as well as the data, specifications and other information set forth in it, are the exclusive property of Bosch Rexroth Oil Control S.p.a.. It may not be reproduced or given to third parties without its consent.

The data specified above only serve to describe the product. No statements concerning a certain condition or suitability for a certain application can be derived from our information. The information given does not release the user from the obligation of own judgment and verification. It must be remembered that our products are subject to a natural process of wear and aging.

Subject to change.