

High Torque Vane Motors MV015, MV037, MV057, MV125



Unique vane crossing vane design provides maximum versatility

This motor is created around the patented “vane crossing vane” design, a leading-edge concept in fluid power transmission, which allows for low speed/high torque and high speed/high torque. With over 50 displacements combined with a variety of optional features, this is one of the most versatile hydraulic motors in the world.

Optimum power-to-weight ratio

Four frame sizes with displacements ranging from 6 to 250+ cubic inch (98 to 4096+ cc) displacements (CID).

Starting & stall torque

Applications requiring maximum torque at zero rpm benefit from the vane crossing vane design. Torque curves are virtually flat, with maximum torque at start and stall conditions.

Smooth output over a wide speed range

From less than 10 rpm to 2000 rpm and beyond, this motor generates low torque ripple and steady acceleration for smooth operation.

Dynamic braking

The motor is constructed of hardened materials and does not include any non-ferrous metals. This is a plus when designing for dynamic braking and overrunning loads.

The cavitation that typically occurs in these circuits does not affect motor integrity.

4-ported series

4-port motors are available in the 37, 57, and 125 Series. These motors are made up of two cartridges separated by a center ported housing. Equal or dissimilar displacements may be combined to attain desired total cc/rev (CID). When supplied with external valving, they can be used as either 2- or 3-speed motors.

High performance series

The 37D, 57D, and 125H are now part of the family of motors. This high performance design is for 4500 psi (310 bar) “continuous” service, and boosts torque and horsepower by 50% providing the same wide speed range of standard motors.


The power difference – Vane crossing vane patented technology

The vane crossing vane motor is a bi-rotational power converter utilizing working vanes in the rotating member (rotor) and sealing vanes in the stationary member (stator).

With 10 rotor vanes working in four cavities, the motor provides an uninterrupted output torque regardless of angular position. This equates to 40 power strokes per revolution, delivering higher average torque with low torque ripple.

The stator vanes function as seals between high- and low-pressure ports within the stator. This allows for more displacement in the stator, giving the motor an optimum power-to-weight ratio.

With this patented technology (vane crossing vane design), the motor produces improved mechanical and volumetric efficiencies—the **Power Difference**.



The broadest vane motor product line for a variety of fluid power demands



◀ **MV015 – 2000 rpm
509 lb-ft (690 Nm)**

Offered in single, two-speed, double output shafts, wheel-bearing style, and retractable shafts along with splined, tapered, or straight keyed shafts. Through-hole and thrust bearing options also available. SAE C mount.



◀ **MV057 – 500 rpm
3016 lb-ft (4089 Nm)**

Offered in A [3000 psi (207 bar)] or D version [4500 psi (310 bar)]. The same features offered in the 37 Series are available in a motor that's one inch longer. Modified SAE D mount.



◀ **MV037 – 1000 rpm
2007 lb-ft (2721 Nm)**

Offered in A [3000 psi (207 bar)] or D version [4500 psi (310 bar)]. Splined, tapered, straight keyed, and double output shafts are standard, along with through holes to 1 1/2". Optional thrust and radial load bearings with substantial capacity, tach pickups, double stacks (up to twice the torque), and brake mounts available. SAE D mount.



◀ **MV037/057 4-Port –
500 rpm 6032 lb-ft
(8178 Nm)**

Combines any two displacements from the 37 and/or 57 series displacement choices in a 4-port configuration. Allows for 2- or 3-speed operation using external valving. Available in both A and D designs. Many of the same optional choices listed above are available.

High-torque motors manufactured to the tightest tolerances for maximum volumetric efficiencies



◀ MV125 – 300 rpm 6903 lb-ft (9359 Nm)

Offered in A [3000 psi (207 bar)] or H version [4500 psi (310 bar)]. Splined, tapered, straight keyed, female, and double output shafts are standard, along with through holes to 3". Optional thrust and radial load bearings with substantial capacity, tach pickups, double stacks, and brake mounts available.



◀ Drill Motors

Available in 37, 57 and 125 series as 2 or 4 port models. Numerous bearing/shaft configurations and through-hole options are available, including API box threads. Sublock system is standard.



◀ MV125 4-Port – 300 rpm 13,806 lb-ft (18,718 Nm)

Combines any two displacements for the 125 A or H series in a 4-port configuration. Allows for 2- or 3-speed operation using external valving.



◀ Cross Series 4-Ports

37, 57 and 125 Series can have a rear motor from a smaller series, including the 15 Series. This allows for many displacement combinations or speed ratios when used in 2- or 3-speed circuits. Available in both pressure designs.

Motor specifications

Standard Series Code 61	Displacement		Pressure				Speed		*Torque @ 3,000 psi (207 bar)	
	(in ³ /rev)	(cm ³ /rev)	Continuous		Intermittent		Continuous	Intermittent	Continuous	
			(psi)	(bar)	(psi)	(bar)	(rpm)	(rpm)	(lb-ft)	(Nm)
MV015	6	98	3000	207	3500	241	2000	2600	183	248
	7	115					1900	2600	230	312
	8	131					1800	2600	274	372
	9.5	156					1700	2300	308	418
	10.5	172					1600	2300	352	477
	11.5	188					1600	2300	395	536
	13	213					1500	2000	428	580
	15	246					1500	2000	509	690
MV037 A, C	12	197	3000	207	3500	241	1000	1200	410	556
	16	262					1000	1200	553	750
	20	328					1000	1200	722	979
	26	426					800	1000	920	1247
	32	524					700	950	1143	1550
	37	606					600	800	1315	1783
MV057 A, C	48	787	3000	207	3500	241	500	600	1702	2308
	55.5	909					500	600	1976	2679
MV125 A, C	60	983	3000	207	3500	241	350	400	2188	2967
	68	1114					350	400	2507	3399
	82	1344					300	350	3024	4100
	98	1606					300	350	3589	4866
	113	1852					300	350	4130	5600
	125	2048					300	350	4602	6239

* – Torque values are average performance data measured at maximum speeds with 102 SUS (21cSt) and standard rotating group.

Note:

- When considering double stack or 4-port motors, any 2 displacements in a given series can be combined. The resultant torque is the sum of the 2 displacements. This does not apply to the 15 series.
- Higher speeds may be permissible under certain conditions. Consult factory.

High Performance Series Code 62	Displacement		Pressure				Speed		*Torque @ 4,500 psi (310 bar)	
	(in ³ /rev)	(cm ³ /rev)	Continuous		Intermittent		Continuous	Intermittent	Continuous	
			(psi)	(bar)	(psi)	(bar)	(rpm)	(rpm)	(lb-ft)	(Nm)
MV037 D	12	197	4500	310	5000	345	1000	1200	637	864
	16	262					1000	1200	851	1154
	20	328					1000	1200	1104	1497
	26	426					800	1000	1399	1897
	32	524					700	950	1735	2352
	37	606					600	800	2007	2721
MV057 D	48	787	4500	310	5000	345	500	600	2553	3461
	55.5	909					500	600	3016	4089
MV125 H	60	983	4500	310	5000	345	300	350	3282	4450
	68	1114							3761	5099
	82	1344							4536	6150
	98	1606							5383	7298
	113	1852							6194	8398
	125	2048							6903	9359


* – Torque values are average performance data measured at maximum speeds with 102 SUS (21cSt) and standard rotating group.

Note:

1. When considering double stack or 4-port motors, any 2 displacements in a given series can be combined. The resultant torque is the sum of the 2 displacements. This does not apply to the 15 series.
2. Higher speeds may be permissible under certain conditions. Consult factory.


The first choice for the toughest jobs

- ▶ Augers
- ▶ Blast Hole Rigs
- ▶ Bow Thrusters
- ▶ Conveyors
- ▶ Coring/Drilling
- ▶ Directional Drills
- ▶ Fan Drives
- ▶ Feeder Mixers
- ▶ Injection Molding
- ▶ Planer Tables
- ▶ Power Tongs
- ▶ Pump Drives
- ▶ Roof Bolters
- ▶ Rotary Table Drives
- ▶ Shredders
- ▶ Timber Harvesting
- ▶ Top Head Drives
- ▶ Wheel & Tracks
- ▶ Winches



Driven to design better solutions to meet your unique needs

Working together, we constantly strive to deliver more power where you need it, when you need it, to get the job done!



◀ Caisson drill rigs use 4-ported motors along with a multi-speed circuit to vary bit rpm and torque.

▲ Power tongs are a staple of the oil field. Our vane crossing vane motors have been providing the torque to make and break pipe joints for over 40 years.

Designed & manufactured to withstand the most demanding applications



◀ Vane crossing vane motors power top drives for oil and gas exploration.

▲ A large capacity winch is driven by two 4096 cc (250 cubic inch) motors plugged into the drum via a gearbox.

Engineering the right motors for over 40 years

Rineer Hydraulics, Inc. was formed in 1967, and is recognized worldwide as a leading manufacturer of quality hydraulic motors. Rineer has been integrated with Bosch Rexroth since 2008 and is a strong complement to our hydraulic portfolio.

Highly skilled engineers

Our team of dedicated engineers, working with a state-of-the-art CAD system, responds quickly to customer requests.

Extensive R&D testing

Once a design modification is completed, drawings are forwarded to manufacturing for machining. Upon completion, units are sent to the R&D Lab for extensive mechanical and hydraulic testing.

State-of-the-art equipment

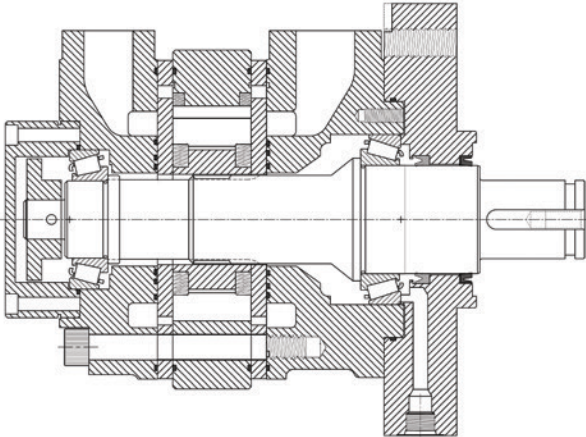
The lab is equipped with computer monitored dynamometers with capabilities exceeding 1,000 horsepower. Coupled with numerous special devices, we can perform a wide array of testing.

Quality assurance

To ensure maximum control over tolerances and quality, all major components of the vane crossing vane motor are manufactured in-house using the latest technology.

Customer satisfaction is our priority

Our company mission is to provide our customers with a reliable, performance-proven product. Customers are welcome to share ideas with our staff in order to assure complete satisfaction.



- ▲ Customized motor with customer specified shaft and mount
- ▲ Load specific bearing selection
- ▲ Speed sense capability

Bosch Rexroth Corporation

Hydraulics

8 Southchase Court

Fountain Inn, SC 29644-9018

Telephone (864) 967-2777

Facsimile (864) 967-8900

www.boschrexroth-us.com

Find your local contact person here:

www.boschrexroth-us.com/contactus