

# Catalog / Product Information

# Guide for Product Comparison

## Table of contents

<b>1</b>	<b>Product Selection for Comparison .....</b>	<b>2</b>
<b>2</b>	<b>Management of the Product Comparison List.....</b>	<b>2</b>
<b>3</b>	<b>Contact Details for the Rexroth Store .....</b>	<b>4</b>

## 1 Product Selection for Comparison

Upon reaching the most detailed level of the product tree, the products within that level **can be compared with each other**. The system will then display the product properties of the selected items in a side-by-side format, highlighting any distinctions between them.

To initiate a product comparison, select the **"Compare products" (1)** button for each product of interest. A comparison can be performed for up to four products. Once a product has been added, a bar displaying the selected products appears at the bottom of the screen. Selecting the **"COMPARE PRODUCTS" (2)** button starts the comparison.

Please note that all previously selected products will be removed from the comparison list when leaving the page.

## 2 Management of the Product Comparison List

The product comparison displays a list of all product characteristics, showing the respective values for each product. **Differences** in values are highlighted using **bold font**.

If certain product characteristics exist only for specific products, they will be displayed only for those products. Note that comparing different product types may provide only limited insights.

From the product comparison, products can be selected for addition to the cart. Logged-in as a Full User can also add products directly to the Wishlist.

# Catalogue / Product Information: Product Comparison

Products can be removed individually from the comparison display by selecting the "x" icon located in the upper-right corner of the product image. The product comparison session can be ended via the "CLOSE ALL" button within the browser.


HIDE CLOSE ALL




<p>R901346933 <b>DIRECTIONAL SPOOL VALVE 3WE 6 A6X/EG24N6K4</b></p>	<p>R901399759 <b>DIRECTIONAL SPOOL VALVE 3WE 6 A6X/EG24N9K4/ZV/62</b></p>	<p>R901094863 <b>DIRECTIONAL SPOOL VALVE 3WE 6 A9-6X/EG24N5K4</b></p>	<p>R901157723 <b>DIRECTIONAL SPOOL VALVE 3WE 6 A6X/EW230N9K4/ZV</b></p>
Available for Purchase.	Available for Purchase.	Available for Purchase.	Available for Limited Purchase.
<input type="text" value="1"/> <span>ADD TO CART</span>	<input type="text" value="1"/> <span>ADD TO CART</span>	<input type="text" value="1"/> <span>ADD TO CART</span>	<input type="text" value="1"/> <span>ADD TO CART</span>

Description			
Size 6, symbol A, electrical with solenoid, 24 V DC	Size 6, symbol A, electrical with solenoid, 24 V DC	Size 6, , Symbol A9, , with solenoid actuation, , 24 VDC	Size 6, symbol A, electrical with solenoid, 230 V AC 50/60 Hz
Delivery Time			
Shipped in 4 weeks from Lohr, DE	Shipped in 11 weeks from Lohr, DE		
Estimated transport time: 5 days	Estimated transport time: 5 days		
Product family			
WE6../E	WE6../E	WE6../E	WE6../E
Operating pressure, max. [bar]			
350.0	350.0	350.0	350.0
Max. flow [l/min]			
80.0	80.0		13.0
Spool symbol			
Symbol A	Symbol A	Symbol A9	Symbol A
Size			
6	6	6	6

Differences in product comparison

### 3 Contact Details for the Rexroth Store



	✉ <a href="mailto:store@boschrexroth.de">store@boschrexroth.de</a>
	☎ +49 9352 184120
	✉ <a href="mailto:eshop@boschrexroth.at">eshop@boschrexroth.at</a>
	☎ +49 9352 184120
	✉ <a href="mailto:store@boschrexroth.ch">store@boschrexroth.ch</a>
	☎ +41 55 4646464